
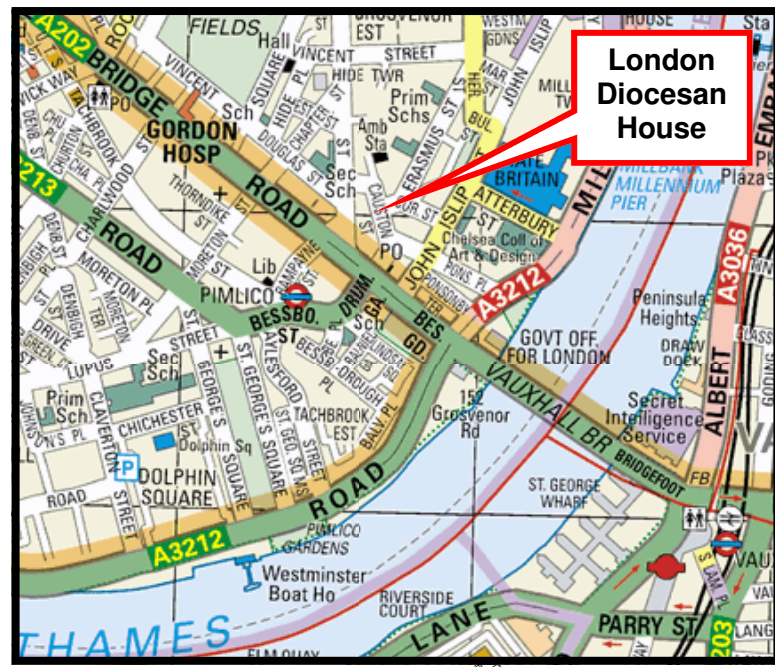



**Finding us**  
 The nearest tube is Pimlico which is on the Victoria line, one stop south from Victoria and north from Vauxhall. Both Victoria and Vauxhall (served from Waterloo) are mainline BR stations.

Any bus going down Vauxhall Bridge road will get you here.

A parking space is available at London Diocesan House but this needs to be reserved in advance by calling the Reception Desk on 020 7932 1100



# Godly Play Training Introductory Day



A day course to show you how to use Godly Play in your Primary School.

Date - Wednesday 27 January 2010

Time - 10.00am - 3.00pm

Location - London Diocesan House, Pimlico

Cost - £30 for day.

Places are limited to 30, so book early!

## Booking Form

Name: \_\_\_\_\_

School: \_\_\_\_\_

Address (for all correspondence)

Telephone: \_\_\_\_\_

Fax: \_\_\_\_\_ e-mail: \_\_\_\_\_

Dietary/Access Needs: \_\_\_\_\_

I wish to apply for the Godly Play course.

Signed: \_\_\_\_\_ Date: \_\_\_\_\_

**Payment Method  
(Please Tick)**

I enclose a cheque for £\_\_\_\_  
(made payable to LDBS)

Please invoice my school

Please return this form by post or fax to Leanne Gowar, LDBS, 36 Causton Street, London SW1P 4AU. Alternatively, fax to 020 7932 1111. Booking enquiries should be made to Leanne on 0207 932 1159 or [leanne.gowar@london.anglican.org](mailto:leanne.gowar@london.anglican.org)  
 Cheques should be made payable to LDBS



# The Day

Many schools and parishes in London have had great success using Godly Play as a way of engaging children with sacred stories. This day course will give you an introduction to the method and give you the basic grounding you need to begin.

Participants can experience key elements of the Godly Play approach (including one or two stories), see a carefully laid out children's sacred space and explore many of the resources. The group size is small, so ideal for asking all your questions.

## What is Godly Play

### The Heart of Godly Play

- Creating Sacred Space
- Building and working in community
- Learning religious language
- Using religious language to make meaning

### A Godly Play session includes a time to:-

- get ready
- tell a story using objects and artefacts
- explore the story more with open questions and discussion
- respond with a free choice using a variety of materials - art... silence... play...writing...
- enjoy a simple feast and sharing

### Imagine someone who....

- creates a space to think big
- learns as well as teaches
- doesn't always know the answer
- builds a community
- enables children to make connections
- is open to the unexpected
- slows down the pace
- provides the tools then stands back



- Imagine an approach to Christian nurture and education that**
- promotes knowledge, skills empathy, spiritual growth
- develops the needs of the whole child
- provides a multi-sensory approach to learning
- develops language and communication skills
- develops thinking skills
- provides depth and reflection in every session

## What Will Happen on the Day

- 10.00 Welcome and introduction
- 10.20 Godly Play session 1
  - a) Building the circle, telling a story, wondering
  - b) Structured feedback
- 11.30 Break
- 11.45 Godly Play session 2
  - a) A full Godly Play session (gathering, story, wondering, free response, feast)
  - b) Structured feedback
- 13.00 Lunch - A sandwich lunch will be provided
- 13.45 Godly Play session 3
  - a) 'Have a go' workshop – a chance for you to tell a Godly Play story and use the equipment.
  - b) Structured feedback
- 15.00 Finish

Please note, this running order is subject to change.

